

# How to enroll — new members

Please read the following directions when registering to our upgraded Mobile App for the first time.

1. From your smartphone, visit the Google Play Store or Apple App Store and search: JAXFCU

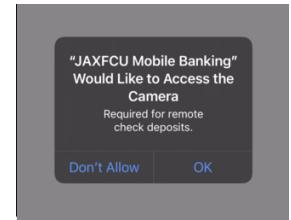
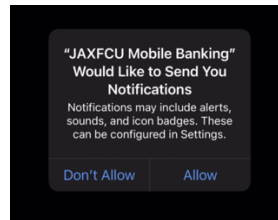
**Note:** The latest app version has a **red** icon.



2. Allow the JAXFCU app to send notifications and access camera.

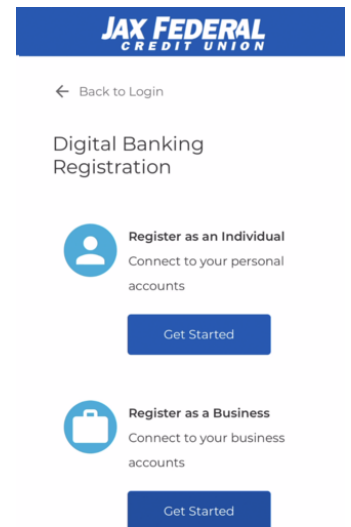
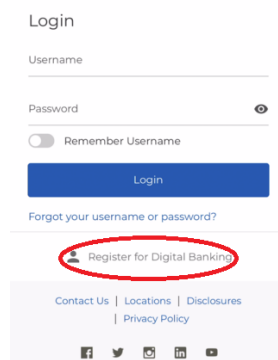
**Notifications:** Receive alerts for balances, transfers, and more!

**Camera:** For mobile check deposit.



3. From the home screen, click **Register for Digital Banking**.

Then, **Register as an Individual**.





# How to enroll — new members

- 
7. Read and accept the *Digital Banking Terms and Conditions*, and then click **Submit**.

**JAX FEDERAL**  
CREDIT UNION

← Back to Login

Digital Banking  
Registration

1 2 3 4  
Personal Authenticate Username Legal  
Info Password Agreements

Digital Banking Terms & Conditions

JAXFCU Digital Banking Agreement  
and Disclosure

NOTE: Digital Banking Services are  
governed by and subject to the  
terms of the enclosed Digital  
Banking Service  
Agreement and Disclosure, which  
[View the enclosed Digital Banking Service Agreement and Disclosure](#)

I agree to the terms and conditions

Submit

- 
8. Click **Submit**. Your Digital Banking will now be accessible!

**Note:** Follow this process again if you have a **Joint Account**.