



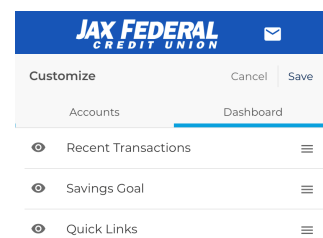
## Mobile Dashboard Update

When you log into the Mobile App, you will land on the *Accounts* tab of the mobile dashboard, where all your accounts will be listed in a dedicated place. A second tab, called *Dashboard*, will show your customized tiles.

### Accounts tab:

The *Accounts* tab shows a dedicated list of only your accounts. It is customizable with options to show, hide or reorder each sub-account by doing the following:

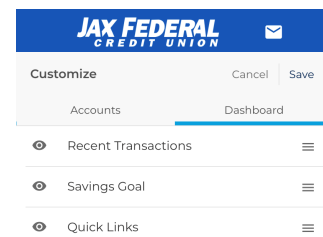
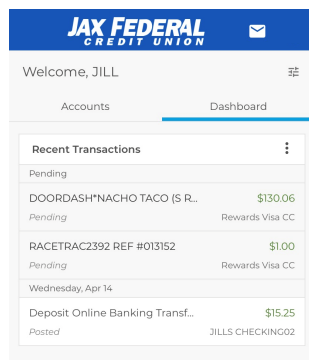
- Click on the **abacus** icon.
- Click on the **eye** icon to show/hide accounts.
- Click on the **three lines** icon to reorder your accounts.



### Dashboard tab

The *Dashboard* tab houses all of your information tiles. It is customizable with options to show, hide or reorder specific tiles by doing the following:

- Click on the abacus icon.
- Click on the **eye** icon to show/hide tiles.
- Click on the **three lines** icon to reorder tiles.



### Message center

Important messages will appear above the two tabs and may be clicked on to learn more. To dismiss a message, click the "x" in the top right corner.

The message center should be used to send secure files and information to JAXFCU.

